

FIRE SAFETY

IN SHARED OR RENTED ACCOMMODATION



**FIRE
KILLS**

**YOU CAN
PREVENT**

Did you know?

- People living in rented or shared accommodation are seven times more likely to have a fire.
- About 200 people a year die in accidental fires in the home.
- Not having a working smoke alarm makes the risk of dying in a fire four times greater.
- Faulty electrics cause around 6,000 fires in the home each year.
- Candles cause about 3 fires a day.

This leaflet has been put together for people in shared or rented homes who are at greater risk from fire. The advice and tips provided here supplement our main *Fire Safety in the Home* leaflet.



Landlords' obligations to keep your home safe from fire

- If you live in privately rented accommodation, your landlord has to meet certain safety obligations under the law. This includes making sure all gas and electric appliances are safe and in good working order.
- Gas appliances must be checked by a Gas Safe registered gas fitter every year.
- Electrical appliances must carry the British Safety Standard sign.
- Your landlord must also ensure furnishings are fire resistant and meet safety regulations.
- Your landlord must show you safety certificates so you can see when gas and electrical appliances were last checked.
- Your landlord should supply a carbon monoxide detector and test it regularly. You can't see, feel or smell carbon monoxide, but it can be fatal if you breathe it in. A detector will let you know if any carbon monoxide is present in your home.

If you are worried your landlord isn't doing enough to ensure your safety contact the environmental health officer at your local council for advice. You can find their contact details at www.direct.gov.uk

Make sure you recognise these symbols – they show your appliances and furnishings are safe



Electrical items



Gas fitting and repair



Soft furnishings


Smoke alarms save lives

You are personally responsible for making sure there is a working smoke alarm fitted in your home.

- Test the batteries every week, change them every year and never remove them.
- Your local fire and rescue service will be able to check your home for fire risks, and may install a smoke alarm for you. You'll be able to find the number of your nearest fire station in the local phone book.



**Fit smoke
alarms**



Be extra careful with electrics

Avoid overloading sockets. Keep to one plug per socket.



- Use a proper adaptor when using a non UK electrical appliance. Never put two prong plugs into three prong sockets.
- Don't use heaters for drying clothes and keep them a safe distance away to avoid them catching fire.
- Inform your landlord immediately if you are concerned about the electrics in your property. If you notice burn marks around plugs or cables for example.
- Don't fix faulty electrics yourself. Inform your landlord or call a qualified electrician.

An extension lead or adaptor will have a limit to how many amps it can take, so be careful not to overload them to reduce the risk of fire.

Appliances use different amounts of power – a television may use a 3 amp plug and vacuum cleaner a 5 amp plug for example.

Know the limit!

$$\begin{array}{cccc} 5 & + & 5 & + & 3 & = & 13 \\ \text{AMP} & & \text{AMP} & & \text{AMP} & & \text{AMP} \end{array}$$



Stay safe with candles and cigarettes

Make sure cigarettes are put out properly after you have finished with them.

- Be extra careful if you have been drinking alcohol or taking medication which may make you drowsy.
- Be careful with candles and tea lights. Avoid placing them on or near materials that could burn or catch fire – like curtains.



Put them ou


Plan an escape route

Plan an escape route and make sure everyone knows how to escape. It could save your life.


- Establish where the fire exits and alarms are if you live in a large or high level building.
- Count how many doors you might need to go through to escape. It can be hard to see in smoke and you might become confused about where you are.


- Keep all exits clear, even communal areas.
- Keep fire doors closed. They help to slow down the spread of fire and will give you extra time to get out.

Keep door and window keys where everyone can find them



Plan an escape route





SMOKE ALARMS
SAVE
LIVES

For more information on
general fire safety visit
www.facebook.com/firekills

FS073 ©Crown Copyright 2012.
Published by Communities and
Local Government, July 2012.
Printed on paper comprising no less
than 75% post-consumer waste.
Version 2

ISBN 978-1409835394



9 781409 835394